

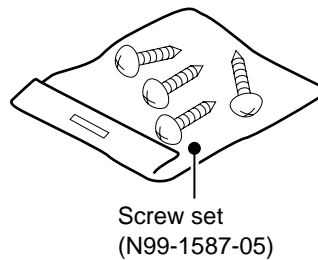
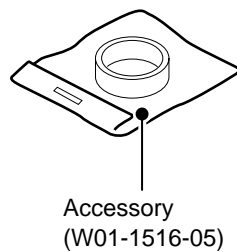
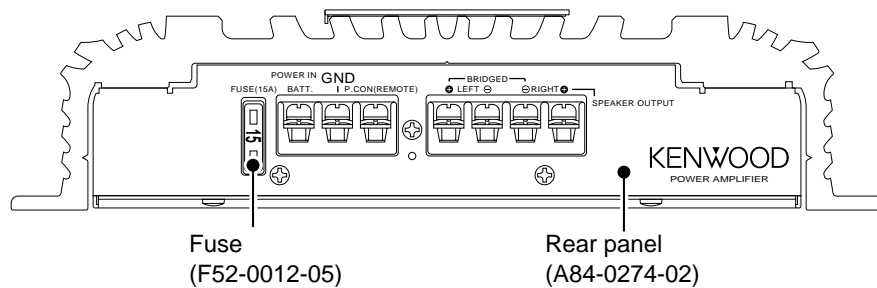
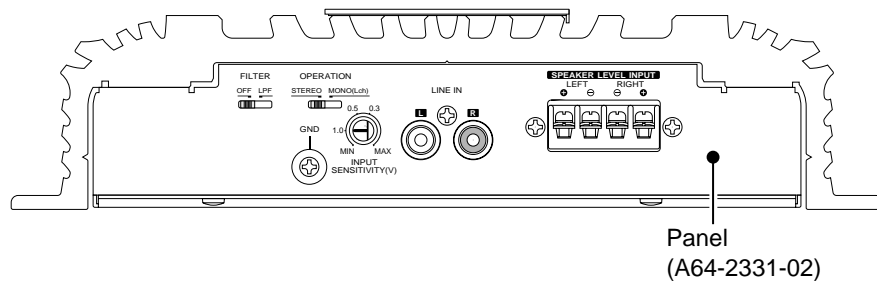
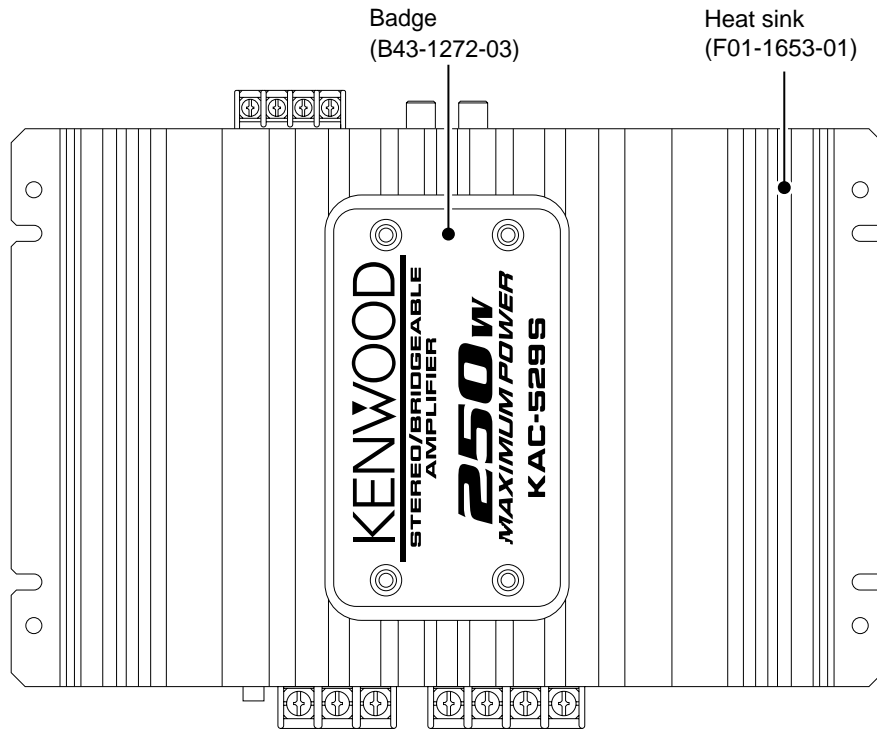
AMPLIFIER

# KAC-529S

## SERVICE MANUAL

# KENWOOD

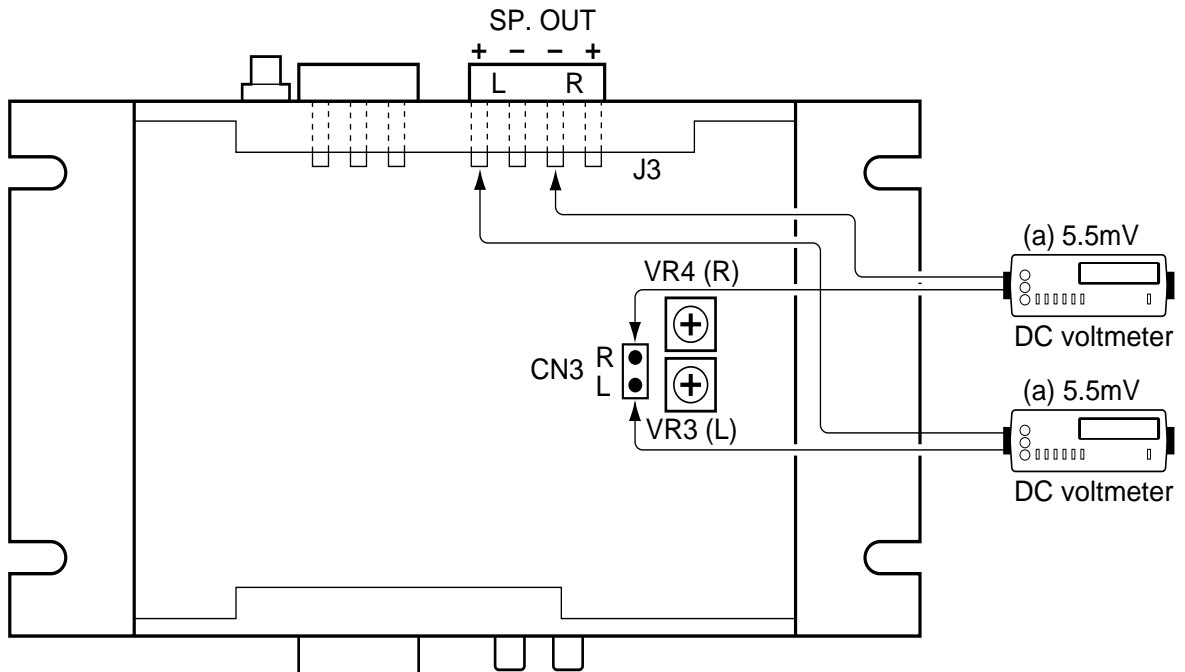
© 2000-12 PRINTED IN JAPAN  
B51-7712-00 (N) 3387



# KAC-529S

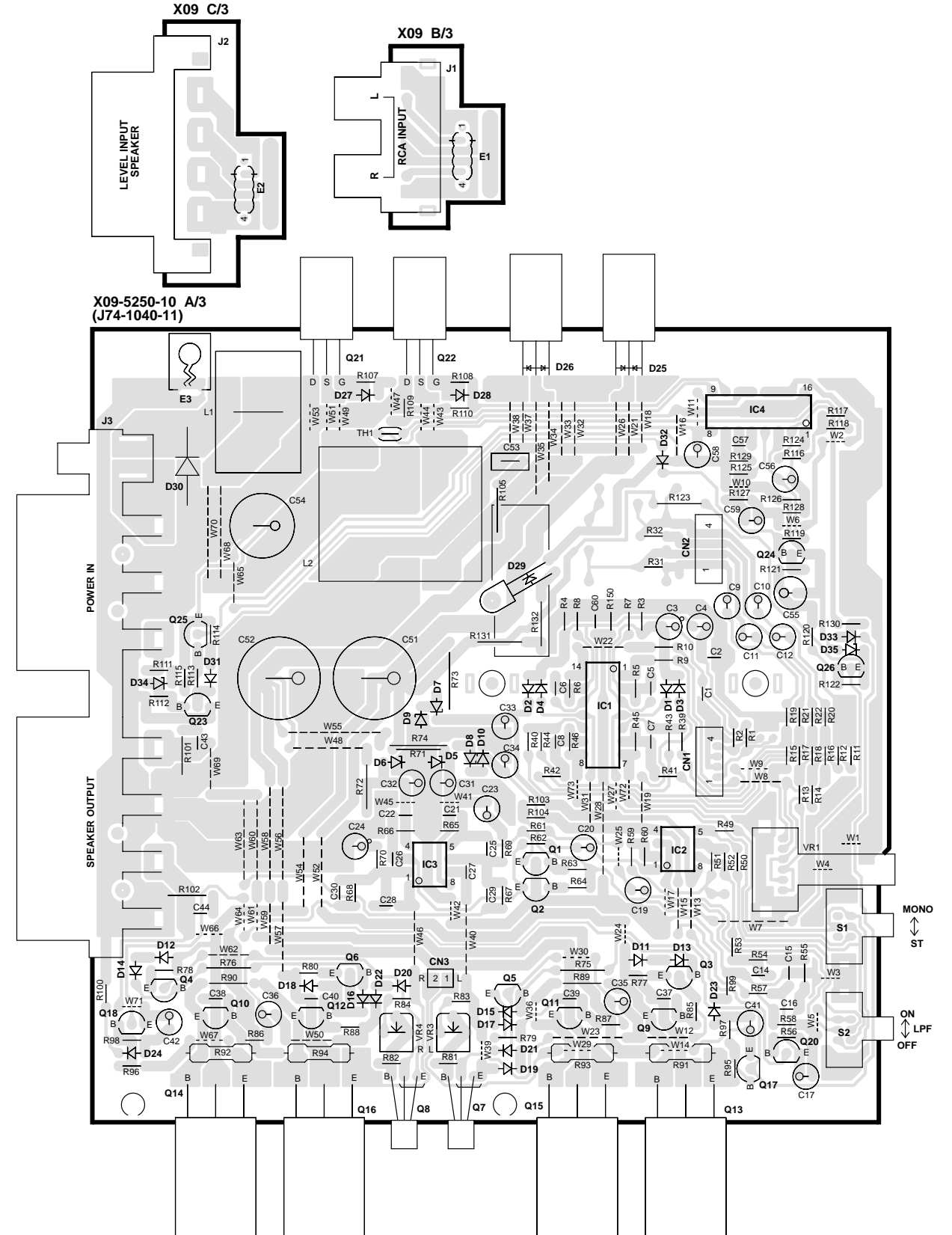
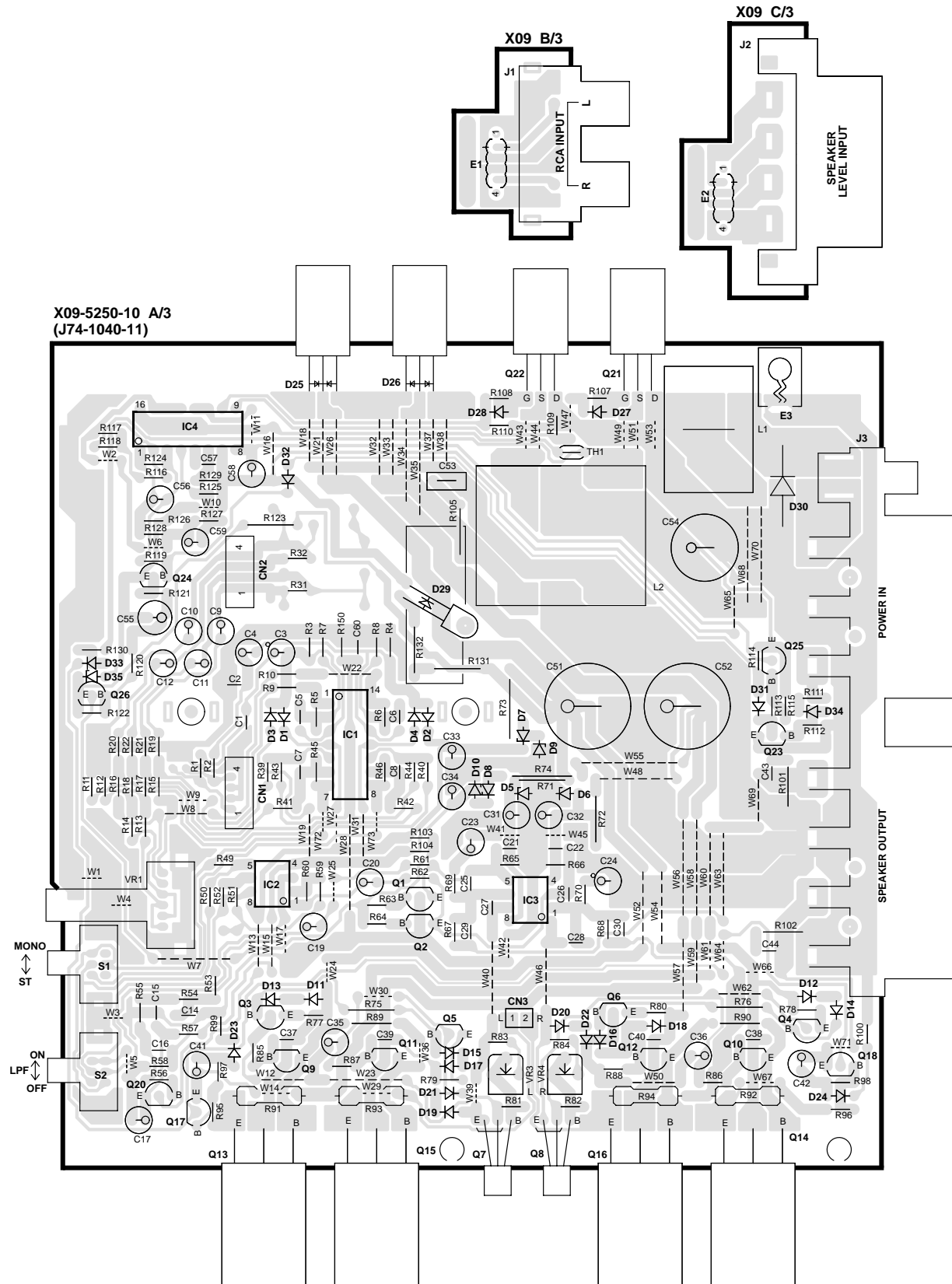
## ADJUSTMENT

No.	ITEM	INPUT SETTINGS	OUTPUT SETTINGS	RECEIVER SETTINGS	ALIGNMENT POINTS	ALIGN FOR	FIG.
Connect a cassette receiver or CD receiver.							
1	IDEL CURRENT	-	Connect a DC voltmeter between CN3 and J3 (SP. OUT, L+/R-)	VOLUME : 0	VR3 (L ch) VR4 (R ch) (X09-)	5.5mV	(a)



# PC BOARD (COMPONENT SIDE VIEW)

# (FOIL SIDE VIEW)



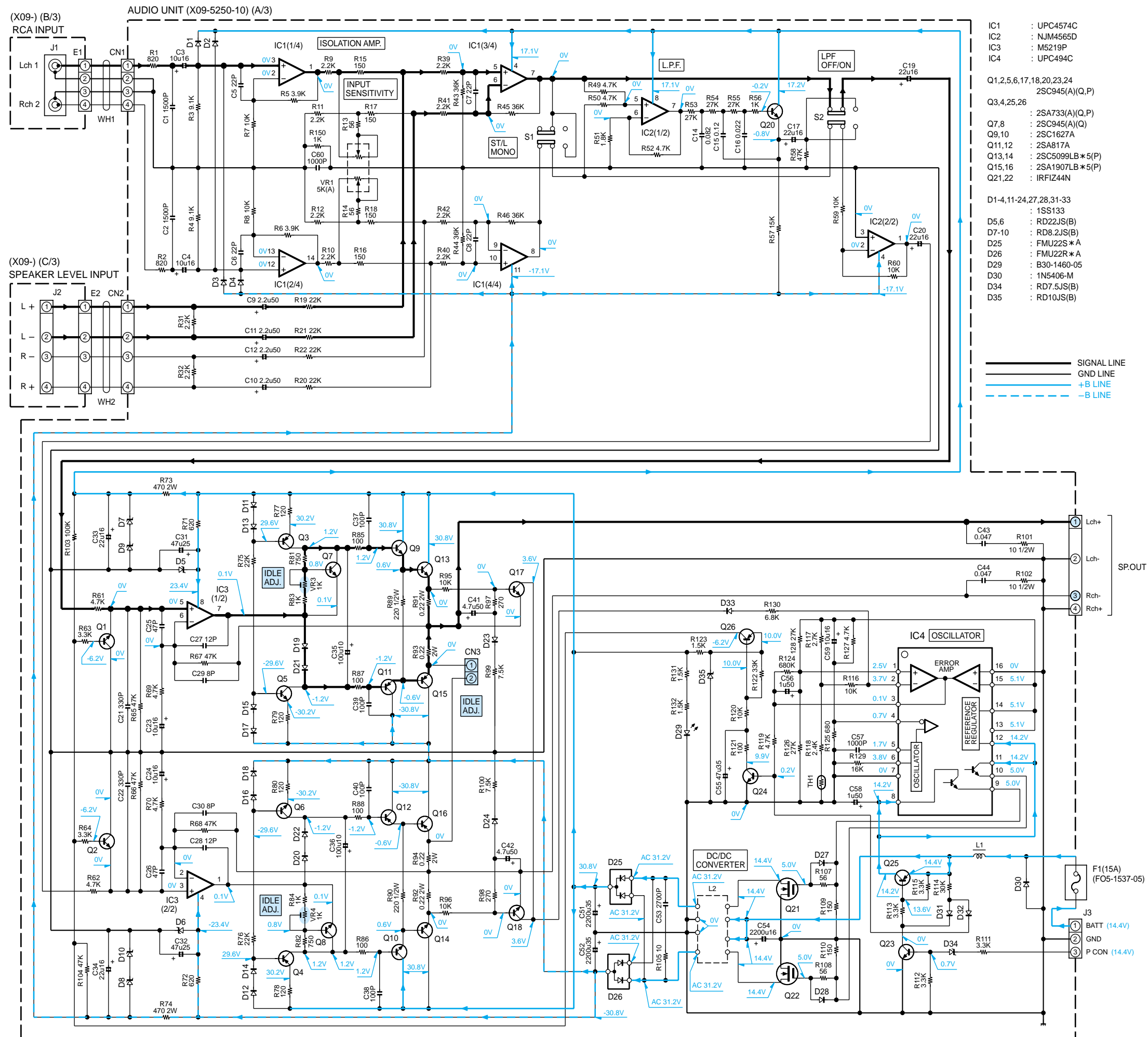
X09-5250-10

IC	Q	Address	IC	Q	Address	IC	Q	Address	IC	Q	Address	IC	Q	Address
1		4C	2		5C	7		6C	12		6D	17		6B
2		5B	3		5B	8		6C	13		6B	18		6E
3		5C	4		5E	9		6B	14		6D	20		6B
4		3B	5		5C	10		6D	15		6C	21		2D
1		5C	6		5D	11		6C	16		6D	22		2C

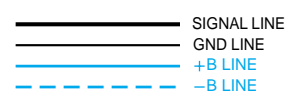
Refer to the schematic diagram for the values of resistors and capacitors.

X09-5250-10

IC	Q	Address	IC	Q	Address	IC	Q	Address	IC	Q	Address	IC	Q	Address
1		4I	2		5H	7		6H	12		6G	17		6I
2		5I	3		5I	8		6H	13		6I	18		6F
3		5H	4		5F	9		6I	14		6G	20		6I
4		3I	5		5H	10		6G	15		6H	21		2G
1		5H	6		5G	11		6H	16		6G	22		2H



- IC1 : UPC4574C
  - IC2 : NJM4565D
  - IC3 : M5219P
  - IC4 : UPC494C
- Q1,2,5,6,17,18,20,23,24 : 2SC945(A)(Q,P)
  - Q3,4,25,26 : 2SA733(A)(Q,P)
  - Q7,8 : 2SC945(A)(Q)
  - Q9,10 : 2SC1627A
  - Q11,12 : 2SA817A
  - Q13,14 : 2SC5099LB\*5(P)
  - Q15,16 : 2SA1907LB\*5(P)
  - Q21,22 : IRFIZ44N
- D1-4,11-24,27,28,31-33 : 1SS133
  - D5,6 : RD22JS(B)
  - D7-10 : RD8.2JS(B)
  - D25 : FMU22S\*A
  - D26 : FMU22R\*A
  - D29 : B30-1460-05
  - D30 : 1N5406-M
  - D34 : RD7.5JS(B)
  - D35 : RD10JS(B)



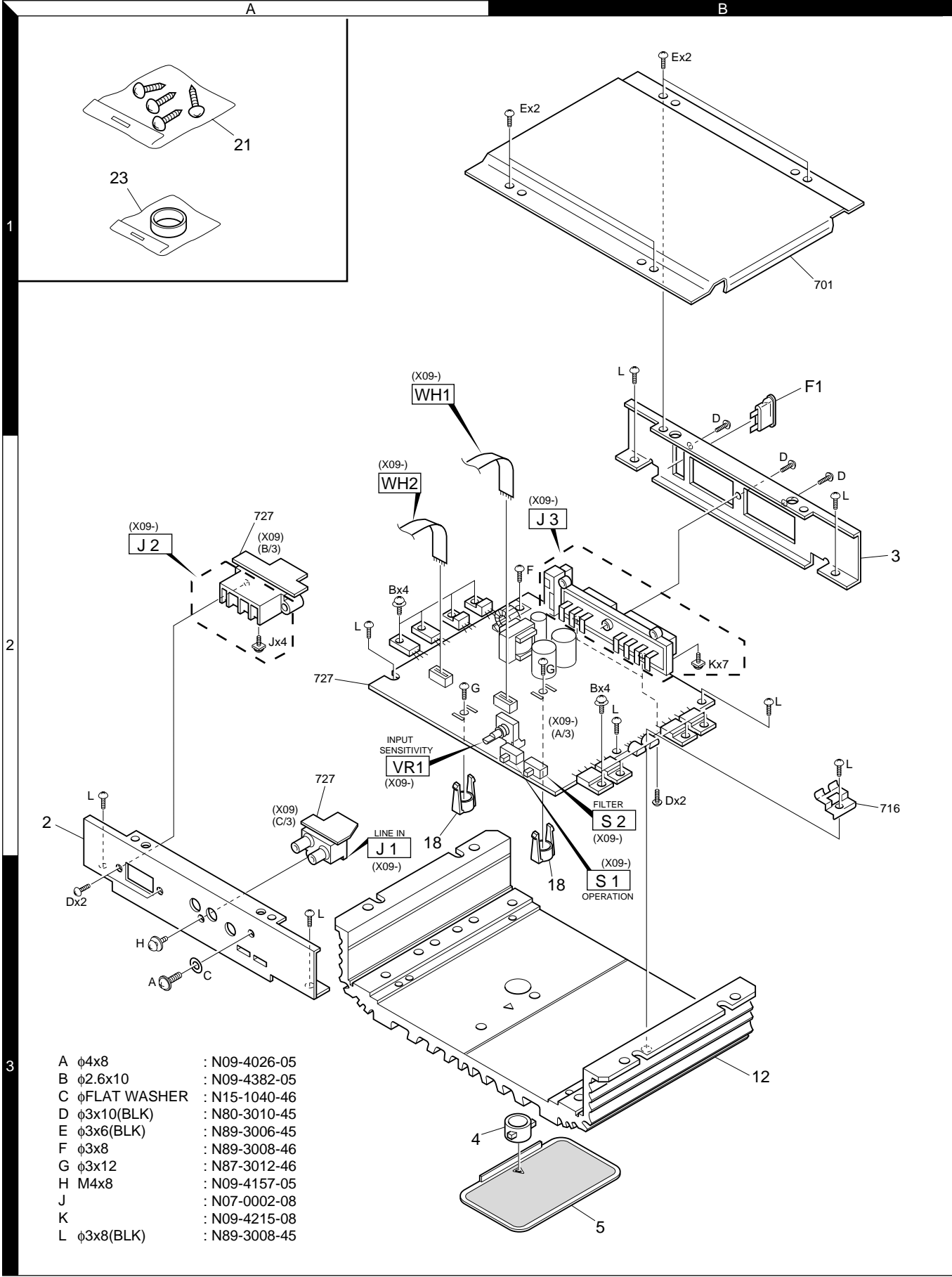
- 2SA733 (A)
  - 2SA817A
  - 2SC1627A
  - 2SC945 (A)
- 
- NJM4565D
- 
- UPC4574C
- 
- M5219P
- 
- UPC494C
- 

**CAUTION :** For continued safety, replace safety critical components only with manufacturer's recommended parts (refer to parts list).  
 ⚠ Indicates safety critical components. To reduce the risk of electric shock, leakage-current or resistance measurements shall be carried out (exposed parts are acceptably insulated from the supply circuit) before the appliance is returned to the customer.  
 • DC voltages are as measured with a high impedance voltmeter. Values may vary slightly due to variations between individual instruments or/and units.

# KAC-529S

## KENWOOD

## EXPLODED VIEW



A	φ4x8	:	N09-4026-05
B	φ2.6x10	:	N09-4382-05
C	φFLAT WASHER	:	N15-1040-46
D	φ3x10(BLK)	:	N80-3010-45
E	φ3x6(BLK)	:	N89-3006-45
F	φ3x8	:	N89-3008-46
G	φ3x12	:	N87-3012-46
H	M4x8	:	N09-4157-05
J		:	N07-0002-08
K		:	N09-4215-08
L	φ3x8(BLK)	:	N89-3008-45

Parts with the exploded numbers larger than 700 are not supplied.

# KAC-529S

## PARTS LIST

\* New parts

Parts without **Parts No.** are not supplied.

Les articles non mentionnés dans le **Parts No.** ne sont pas fournis.

Teile ohne **Parts No.** werden nicht geliefert.

Ref. No.	A d d	N e w	Parts No.	Description	Desti- nation
<b>KAC-529S</b>					
2	2B	*	A64-2331-02	PANEL	
3	2B	*	A84-0274-02	REAR PANEL	
4	3B	*	B19-2082-04	LIGHTING BOARD	
5	3B	*	B43-1272-03	BADGE	
-			B46-0100-50	WARRANTY CARD	
-		*	B64-1949-00	INST. MANUAL (ENGLISH)	K, E
-		*	B64-1950-00	INST. MANUAL (FRE, SPA.)	K, E
-		*	B64-1951-00	INST. MANUAL (ENG, CHI.)	M
-		*	B64-1962-00	INST. MANUAL (GER, DUT.)	E
-		*	B64-1963-00	INST. MANUAL (ITA, POR.)	E
12	3B	*	F01-1653-01	HEAT SINK	
F1	1B	*	F52-0012-05	FUSE (BLADE TYPE)	
-			H10-4644-03	POLYSTYRENE FOAMED FIXTURE	
-			H25-0336-04	PROTECTION BAG (170X250X0.03)	
-			H25-0338-04	PROTECTION BAG (250X350X0.03)	
-		*	H30-0543-04	ADHESIVE TAPE (for BADGE)	
-		*	H54-2060-03	ITEM CARTON CASE	
18	2A		J30-1066-04	SPACER	
21	1A		N99-1587-05	SCREW SET	
A	3A		N09-4026-05	TAPPING SCREW (4X8, TP,S)	
B	2A		N09-4382-05	TAPTITE SCREW (2.6X10)	
C	3A		N15-1040-46	FLAT WASHER (4)	
D	3A		N80-3010-45	PAN HEAD TAPTITE SCREW	
E	1B		N89-3006-45	BINDING HEAD TAPTITE SCREW	
F	2B		N89-3008-46	BINDING HEAD TAPTITE SCREW	
G	2A		N87-3012-46	BRAZIER HEAD TAPTITE SCREW	
H	3A		N09-4157-05	SEMS (TAPTITE SCREW)	
L	2A		N89-3008-45	BINDING HEAD TAPTITE SCREW	
23	1A	*	W01-1516-05	ACCESSORY	
<b>AUDIO UNIT (X09-5250-10)</b>					
D29			B30-1460-05	LED (RED)	
C1, 2			CK45FB1H152K	CERAMIC 1500PF	K
C3, 4			CE04DW1C100M	ELECTRO 10UF 16WV	
C5-8			CC45FSL1H220J	CERAMIC 22PF	J
C9-12			CE04DW1H2R2M	ELECTRO 2.2UF 50WV	
C14			CF92FV1H823J	MF-C 0.082UF	J
C15			CF92FV1H124J	MF-C 0.12UF	J
C16			CF92FV1H223J	MF-C 0.022UF	J
C17			CE04DW1C220M	ELECTRO 22UF 16WV	
C19, 20			CE04DW1C220M	ELECTRO 22UF 16WV	
C21, 22			CK45FB1H331K	CERAMIC 330PF	K
C23, 24			CE04DW1C100M	ELECTRO 10UF 16WV	
C25, 26			CC45FSL1H470J	CERAMIC 47PF	J
C27, 28			CC45FSL1H120J	CERAMIC 12PF	J
C29, 30			CC45FSL1H080D	CERAMIC 8.0PF	D
C31, 32			CE04DW1E470M	ELECTRO 47UF 25WV	
C33,34			CE04DW1C220M	ELECTRO 22UF 16WV	
C35, 36			CE04DW1A101M	ELECTRO 100UF 10WV	
C37-40			CC45FSL1H101J	CERAMIC 100PF	J
C41, 42			CE04DW1H4R7M	ELECTRO 4.7UF 50WV	

Ref. No.	A d d	N e w	Parts No.	Description	Desti- nation
C43, 44			CF92FV1H473J	MF-C 0.047UF	J
C51, 52			C90-2780-05	ELECTRO 2200UF	35WV
C53			CF92FV1H272J	MF-C 2700PF	J
C54			C90-2566-05	ELECTR 2200UF	16WV
C55			CE04DW1V470M	ELECTR 47UF	35WV
C56			CE04DW1H010M	ELECTRO 1.0UF	50WV
C57			CF92FV1H102J	MF-C 1000PF	J
C58			CE04DW1H010M	ELECTRO 1.0UF	50WV
C59			CE04DW1C100M	ELECTRO 10UF	16WV
C60			CF92FV1H102J	MF-C 1000PF	J
CN1, 2			E40-9472-05	FLAT CABLE CONNECTOR	
CN3			E40-3640-05	PIN ASSY	
E3			E23-0149-05	TERMINAL	
J1			E63-0834-05	PIN JACK	
J2			E70-0824-05	SCREW TERMINAL BOARD	
J3			E70-0815-05	SCREW TERMINAL BOARD	
W1-19			E31-0001-00	JUMPER WIRE	
W21-73			E31-0001-00	JUMPER WIRE	
WH1, 2	2A		E31-8122-05	LEAD WIRE	
L1			L33-1032-05	CHOKE COIL	
L2		*	L19-0567-05	TRANSFORMER FOR CONVERTER	
D	2B		N80-3010-45	PAN HEAD TAPTITE SCREW	
J	2A		N07-0002-08	SEMS	
K	2B		N09-4215-08	SEMS	
R1, 2			RD14BB2C821J	RD 820	J 1/6W
R3, 4			RD14BB2C912J	RD 9.1K	J 1/6W
R5, 6			RD14BB2C392J	RD 3.9K	J 1/6W
R7, 8			RD14BB2C103J	RD 10K	J 1/6W
R9-12			RD14BB2C222J	RD 2.2K	J 1/6W
R13, 14			RD14BB2C560J	RD 56	J 1/6W
R15-18			RD14BB2C151J	RD 150	J 1/6W
R19-22			RD14BB2C223J	RD 22K	J 1/6W
R31, 32			RD14BB2C222J	R 2.2K	J 1/6W
R39-42			RD14BB2C222J	RD 2.2K	C 1/6W
R43-46			RD14BB2C363J	RD 36K	J 1/6W
R49, 50			RD14BB2C472J	RD 4.7K	J 1/6W
R51			RD14BB2C182J	R 1.8K	J 1/6W
R52			RD14BB2C472J	R 4.7K	J 1/6W
R53-55			RD14BB2C273J	RD 27K	J 1/6W
R56			RD14BB2C102J	R 1.0K	J 1/6W
R57			RD14BB2C153J	R 15K	J 1/6W
R58			RD14BB2C473J	R 47K	J 1/6W
R59, 60			RD14BB2C103J	RD 10K	J 1/6W
R61, 62			RD14BB2C472J	RD 4.7K	J 1/6W
R63, 64			RD14BB2C332J	RD 3.3K	J 1/6W
R65-68			RD14BB2C473J	RD 47K	J 1/6W
R69, 70			RD14BB2C472J	RD 4.7K	J 1/6W
R71, 72			RD14BB2E621J	RD 620	J 1/4W
R73, 74			RS14KB3D471J	FL-PROOF RS 470	J 2W
R75, 76			RD14BB2E223J	RD 22K	J 1/4W
R77-80			RD14BB2C121J	RD 120	J 1/6W
R81, 82			RD14BB2C751J	RD 750	J 1/6W
R83, 84			RD14BB2C102J	RD 1.0K	J 1/6W

E : Europe K : North America M : Other Areas W : Without Europe

△ Indicates safety critical components.

## PARTS LIST

\* New parts

Parts without **Parts No.** are not supplied.Les articles non mentionnés dans le **Parts No.** ne sont pas fournis.Teile ohne **Parts No.** werden nicht geliefert.

## AUDIO UNIT (X09-5250-10)

Ref. No.	A d d	N e w	Parts No.	Description	Desti- nation	Ref. No.	A d d	N e w	Parts No.	Description	Desti- nation
R85-88			RD14BB2C101J	RD 100 J 1/6W		Q3, 4			2SA733(A)(Q,P)	TRANSISTOR	
R89, 90			RD14DB2H221J	SMALL-RD 220 J 1/2W		Q5, 6			2SC945(A)(Q,P)	TRANSISTOR	
R91-94			RS14KB3DR22J	FL-PROOF RS 0.22 J 2W		Q7, 8			2SC945(A)(Q)	TRANSISTOR	
R95, 96			RD14BB2C103J	RD 10K J 1/6W		Q9, 10			2SC1627A	TRANSISTOR	
R97, 98			RD14BB2C271J	RD 270 J 1/6W		Q11, 12			2SA817A	TRANSISTOR	
R99, 100			RD14BB2C752J	RD 7.5K J 1/6W		Q13, 14			2SC5099LB*5(P)	TRANSISTOR	
R101,102			RD14DB2H100J	SMALL-RD 10 J 1/2W		Q15, 16			2SA1907LB*5(P)	TRANSISTOR	
R103			RD14BB2C104J	RD 100K J 1/6W		Q17, 18			2SC945(A)(Q,P)	TRANSISTOR	
R104			RD14BB2C473J	RD 47K J 1/6W		Q20			2SC945(A)(Q,P)	TRANSISTOR	
R105			RD14BB2E100J	RD 10 J 1/4W		Q21, 22	*		IRFIZ44N	FET	
R107, 108			RD14BB2C560J	RD 56 J 1/6W		Q23, 24			2SC945(A)(Q,P)	TRANSISTOR	
R109, 110			RD14BB2C151J	RD 150 J 1/6W		Q25, 26			2SA733(A)(Q,P)	TRANSISTOR	
R111-113			RD14BB2C332J	RD 3.3K J 1/6W		TH1			ERT-D2ZHL103S	THERMISTOR	
R114			RD14BB2C303J	RD 30K J 1/6W							
R115			RD14BB2C332J	RD 3.3K J 1/6W							
R116			RD14BB2C103J	RD 10K J 1/6W							
R117			RD14BB2C272J	RD 2.7K J 1/6W							
R118			RD14BB2C242J	RD 2.4K J 1/6W							
R119			RD14BB2C472J	RD 4.7K J 1/6W							
R120			RD14BB2C103J	RD 10K J 1/6W							
R121			RD14BB2C101J	RD 100 J 1/6W							
R122			RD14BB2C333J	RD 33K J 1/6W							
R123			RD14BB2E152J	RD 1.5K J 1/4W							
R124			RD14BB2C684J	RD 680K J 1/6W							
R125			RD14BB2C681J	RD 680 J 1/6W							
R126			RD14BB2C273J	RD 27K J 1/6W							
R127			RD14BB2C472J	RD 4.7K J 1/6W							
R128			RD14BB2C273J	RD 27K J 1/6W							
R129			RD14BB2C163J	RD 16K J 1/6W							
R130			RD14BB2C682J	RD 6.8K J 1/6W							
R131, 132			RD14BB2E152J	RD 1.5K J 1/4W							
R150			RD14BB2C102J	RD 1.0K J 1/6W							
VR1			R31-0209-05	VARIABLE RESISTOR							
VR3, 4			R32-0033-05	SEMI FIXED VARIABLE RESISTOR							
S1, 2			S62-0845-05	SLIDE SWITCH							
D1-4			1SS133	DIODE							
D5, 6			RD22JS(B)	ZENER DIODE							
D7-10			RD8.2JS(B)	ZENER DIODE							
D1-24			1SS133	DIODE							
D25			FMU22S*A	DIODE							
D26			FMU22R*A	DIODE							
D27, 28			1SS133	DIODE							
D30			1N5406-M	DIODE							
D31-33			1SS133	DIODE							
D34			RD7.5JS(B)	ZENER DIODE							
D35			RD10JS(B)	ZENER DIODE							
IC1			UPC4574C	IC (OP AMP X4)							
IC2			NJM4565D	ANALOGUE IC							
IC3			M5219P	IC (OP AMP X2)							
IC4			UPC494C	IC (SWITCHING REGULATOR)							
Q1, 2			2SC945(A)(Q,P)	TRANSISTOR							

E : Europe K : North America M : Other Areas W : Without Europe

△ Indicates safety critical components.

# KAC-529S

## SPECIFICATIONS

### AUDIO SECTION

Rated Power Output (4Ω, 20Hz~20kHz).....	40Wx2 (0.08% THD)
(4Ω, DIN45324, +B=14.4V) .....	40Wx2
(2Ω, 1kHz) .....	60Wx2 (0.8% THD)
Bridged Power (4Ω 1kHz) .....	120Wx1 (0.8% THD)
MAX Power Output (4Ω, NORMAL) .....	80Wx2
MAX Power Output (4Ω, BRIDGE) .....	250Wx1
Low-Pass Filter .....	80Hz (12dB/oct)
Frequency Response (+0, -1dB) .....	5Hz~50kHz
S/N Ratio .....	100dB
Sensitivity (Max) .....	0.2V (Rated Output)
Sensitivity (Min) .....	5V (Rated Output)
Input Impedance .....	10kΩ

### GENERAL

Operating voltage (11~16v allowable) .....	14.4V
Current Consumption (1kHz, 10% THD) .....	16A
Installation Size (W) .....	221mm (8-11/16 inch)
(H) .....	57mm (2-1/4 inch)
(D) .....	160mm (6-5/16 inch)
Weight .....	2.0kg

---

KENWOOD follows a policy of continuous advancements in development. For this reason specifications may be changed without notice.

---

## KENWOOD CORPORATION

14-6, Dogenzaka 1-chome, Shibuya-ku, Tokyo 150-8501 Japan

KENWOOD SERVICE CORPORATION  
P.O. BOX 22745, 2201 East Dominguez Street, Long Beach, CA90801-5745, U.S.A.

KENWOOD ELECTRONICS CANADA INC.  
6070 Kestrel Road, Mississauga, Ontario, Canada L5T 1S8

KENWOOD ELECTRONICS LATIN AMERICA S.A.  
P.O. BOX 55-2791, Piso 6, Plaza Chase, Cl. 47 y, Aquilino de la Guardia, Panama,  
Republic of Panama

KENWOOD ELECTRONICS BRASIL LTDA.  
Av. Moema, 170-17, Andar-Cobertura "B", Ed. Maximum Service Center, 04077-020  
Moema, São Paulo-SP-Brasil

KENWOOD ELECTRONICS UK LIMITED  
Kenwood House, Dwight Road, Watford, Herts, WD1 8EB United Kingdom

KENWOOD ELECTRONICS DEUTSCHLAND GMBH  
Rembrücker-Str. 15, 63150 Heusenstamm, Germany

KENWOOD ELECTRONICS FRANCE S.A.  
13, Boulevard Ney, 75018 Paris, France

KENWOOD ELECTRONICS BELGIUM N.V.  
Mechelsteeweg 418, B-1930 Zaventem, Belgium

KENWOOD ELECTRONICS ITALIA S.p.A.  
Via G. Sirtori 7/9, 20129 Milano, Italy

KENWOOD IBÉRICA S.A.  
Bolivia, 239-08020 Barcelona, Spain

KENWOOD ELECTRONICS AUSTRALIA PTY. LTD. (A.C.N. 001 499 074)  
16 Giffnock Avenue, North Ryde, N.S.W. 2113, Australia

KENWOOD ELECTRONICS (HONG KONG) LTD.  
Unit 3712-3724, Level 37, Tower 1, Metroplaza, 223 Hing Fong Road, Kwai Fong, N.T.,  
Hong Kong

KENWOOD ELECTRONICS GULF FZE  
P.O. Box 61318, Jebel Ali, Dubai, U.A.E.

KENWOOD ELECTRONICS (THAILAND) CO., LTD.  
2019 New Pechburi Road, Bangkok, Huaykwang, Bangkok, 10320 Thailand

KENWOOD ELECTRONICS SINGAPORE PTE. LTD.  
1 Genting Lane #07-00, Kenwood Building, Singapore, 349544

KENWOOD ELECTRONICS (MALAYSIA) SDN BHD  
#4.01 Level 4, Wisma Academy Lot 4A, Jalan 19/1, 46300 Petaling Jaya, Selangor Darul Ehsan,  
Malaysia